

Hands-On Math: Explore the Tools Which Will Help Your Child Succeed in Math at All Levels

Sponsored by:

National Organization of Parents of Blind Children
Division (NOPBC)

NFB Convention
ORLANDO, FLORIDA
July 3, 2018

Presented by
Susan A. Osterhaus

Texas School for the Blind and Visually
Impaired

Outreach Programs

1100 West 45th Street

Austin, TX 78756 U.S.A.

susanosterhaus@tsbvi.edu

www.tsbvi.edu/math


www.tsbvi.edu/videos-webinars/mathematics

Prime Factorization on the Abacus


www.tsbvi.edu/videos-webinars/mathematics

- Cranmer Abacus

www.aph.org



Prime Factorization of 24



$$2 \cdot 2 \cdot 2 \cdot 3 = 24 \text{ or}$$

$$2^3 \cdot 3 = 24$$

Hands-on System for Learning Three-Dimensional Geometry www.geometro.net



Geometro Sets Available from APH

www.aph.org

Mini



Medium





Large




More Geometro Shapes

- Rectangles
- Octagons
- Decagons
- Isoceles Triangles
- Hook Material Rods



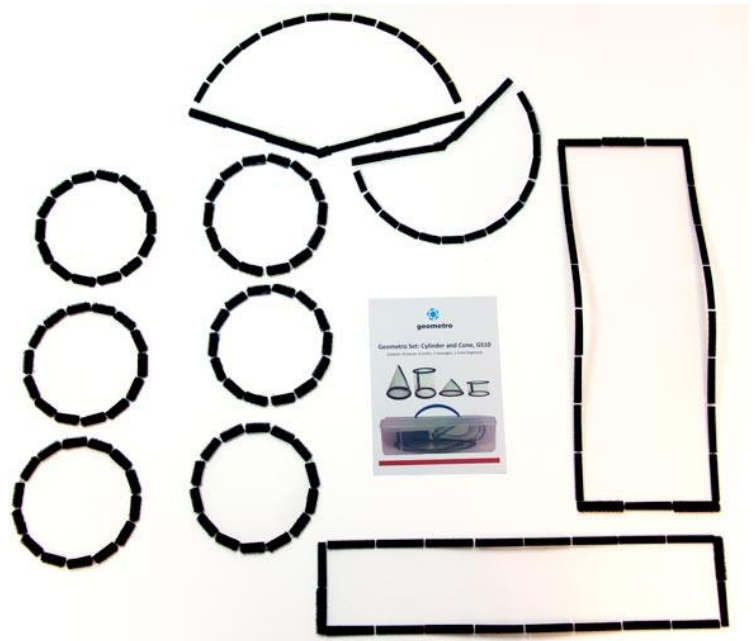
Geometro: Student Workbook Kit

- Familiarize students with various 3-D solids and their general properties
- Help students grasp the difficult concepts of how 3-D solids relate to their 2-D representations
- Help students understand how 3-D objects are made with 2-D objects



Geometro GS10 Cylinder and Cone


- Provides students with flat plastic shapes (six circles, two rectangles, and two circle sectors) that can be readily joined to form two cylinders and two cones. Each have the same base, but different heights.



Folding a Net into a Polyhedron


www.tsbvi.edu/videos-webinars/mathematics

Take four of the *geometro* triangles and create a net for a tetrahedron. Then fold the net into a tetrahedron (3D model). Can you use the same 4 triangles and make a different net that still folds up into a tetrahedron?




Omnifix Cubes

www.didax.com



Geometric Manipulatives



- Didax Plastic Geometric Models 25 shapes
- Discovery Toys Playful Patterns Design
- Didax 4 Geometric Templates

Drawing/Construction Tools

- Drawing Board
- Compass

www.maxiaids.com

www.fiskars.com

www.APH.org


www.staedtler.us/en/

www.easytactilegraphics.com/



Drawing/Construction Tools (cont.)

- Protractor
- Straightedge
- Tracing Wheel
- Stylus and/or Pen
- Drawing Board




www.APH.org/

Students at Work Drawing



Drawing an Angle Using the APH Braille/Print Protractor

www.tsbvi.edu/videos-webinars/mathematics



Drawing Geometric Figures Using Math Stencils

www.tsbvi.edu/videos-webinars/mathematics



New Geometry Videos

www.tsbvi.edu/videos-webinars/mathematics

Videos for regular education math teachers that demonstrates teaching parallel lines, perpendicular lines, and skew lines to a student who is blind or visually impaired; strategies, tools, and materials.

- Parallel Lines
- Perpendicular Lines
- Skew Lines

Didax www.didax.com

- Teddy Bear Counters



- Geostix



- Geofix



Other Math Resources

- Delta www.delta-education.com
- Didax www.didax.com
- ETA Hand2Mind www.hand2mind.com
- Math Forum www.mathforum.org
- Nasco www.enasco.com/math
- Online Math Tutorial Videos
www.tsbvi.edu/videos-webinars/mathematics

Thank you for your kind attention.

Now, it's time for questions...